

DS1000CA Series Digital Oscilloscope

Up to 300MHz Bandwidth
Up to 2000 wfms/s Waveform Update Rate



Product Dimensions: WidthxHeightxDepth=303mmx154mmx133mm Weight: 2.3 kg

► Application Areas

- Design and debug
- Manufacturing
- Education and Training
- Service and Repair

► Features and Benefits

1. Up to 300MHz Bandwidth
2. 2 GSa/s Real-time Sample Rate and 50 GSa/s Equivalent-time Sample Rate
3. Compact design with small footprint to save bench space
4. 5.7" 64K color TFT LCD Display
5. Up to 2000 wfms/s Waveform Update Rate
6. Advanced trigger modes including Edge, Video, Pulse Width, Slope and Alternate
7. Built-in USB Host and USB Device to support USB flash drive, Direct Print and direct system upgrades


Model	DS1302CA	DS1202CA	DS1102CA	DS1062CA
Bandwidth	300 MHz	200 MHz	100 MHz	60 MHz

► Specifications

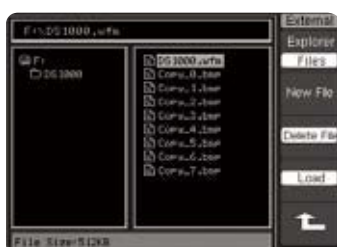
Model	DS1302CA	DS1202CA	DS1102CA	DS1062CA
Bandwidth	300 MHz	200 MHz	100 MHz	60 MHz
Memory Depth	10 kpts (5 kpts on 2 channels)			
Channels	2 channels + external trigger			
Real-time Sample Rate	2 GSa/s (1 GSa/s on 2 channels)			
Equivalent-time Sample Rate	50 GSa/s	25 GSa/s		10 GSa/s
Rise Time	1.2 ns	1.8 ns	3.5 ns	5.8 ns
Input Impedance	1 MΩ 15 pF, 50 Ω			
Timebase Range	1 ns/div ~ 50 s/div	2 ns/div ~ 50 s/div		5 ns/div ~ 50 s/div

Trigger Modes	Edge, Video, Pulse Width, Slope, Alternate
Vertical Sensitivity	1 mV/div ~ 10 V/div
Vertical Resolution	8 bits
Maximum Input voltage	All Inputs 1M Ω 15pF 300V CAT I or 50 Ω 5Vrms Max
Cursor Measurement	Manual, Track and Auto Measure modes.
Math	+, -, \times , FFT
Internal Storage	10 waveforms, 10 setups
USB Storage	BMP, CSV, Waveforms and Setups against USB flash drive's limit
Connectivity	USB Device, USB Host, RS-232, Pass/Fail, Out
Display	TFT (64 k color LCD), 320 \times 234 resolution
Power Supply	AC: 100V~240 V, 45Hz~440Hz, 50VA Max

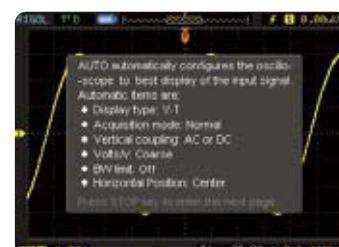
► Intuitive User Interface



Display Intensity Control
Adjustable display intensity makes the waveform observations easier

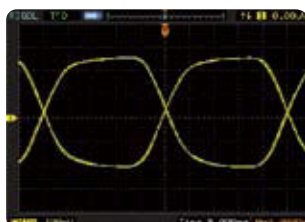


File System
Easy to Use file system supports USB flash drive and local file storage




Built-in Help System
Easy access to the Built-in help system by pressing and holding the key for 3 seconds

► Advanced trigger modes




Rising & Falling Edge trigger
Mainly used to view special signals such as eye-diagrams, formerly only available in more advanced digital oscilloscopes



Pulse Width Trigger
Triggers on the conditions of special pulses



Slope Trigger
Triggers on the signals rise time or fall time that is user defined



Video Trigger
Trigger according to the selected video signal



Alternate Trigger
Provides a true dual time base display that was common in analog oscilloscopes